


# NEW ELEGANCE

FURNITURE



Wall bed collection 2023



# GENIUS WALL BED SYSTEM

## - GAS ACTUATORS (body 25 mm)

A large, very stable, folding desk with the following dimensions:  
for a wall bed 140 - 154 cm wide, 64 cm deep and 75 cm high,  
for a wall bed 120 - 134 cm wide, 64 cm deep and 75 cm high.  
Maximum load of the desk top - 15 kg.



# What's most important about the Genius wall bed


Convenient shelves that allow to position various objects and protecting them from falling.

Highest quality materials: solid 25 mm thick furniture board in the bodies of all elements of the collection. A safe and durable desk top support system (in the version with a desk).

Depth of 50 cm allow to use a very comfortable mattress.

Fastening the bedding with adjustable straps prevents it from slipping when the bed is closed.

A wide selection of mattresses available at [www.newelegance.pl](http://www.newelegance.pl) and in fine furniture stores.




Under the shelves, LED lighting with adjustable intensity controlled by remote control (optional).



Safety at the highest level  
- gas actuators allow for light and smooth opening of the wall bed and easy closing.

For the wall bed to function properly, you must use mattresses up to 24 cm high and a weight of 22 kg to 35 kg for a mattress size of 120 cm and from 25 kg to 35 kg for a mattress size of 140 cm

Solid metal frame with top-quality spring lamellas. High durability and excellent cushioning.



## AVAILABLE DECORS OF GENIUS WALL BEDS

WHITE MAT / WHITE GLOSS



WHITE MAT



only available in version without desk

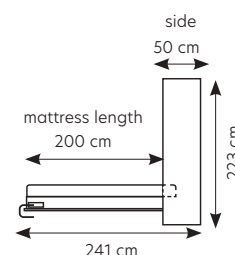
OILED OAK



BLACK / LANCELOT OAK



CONGO





## GENIUS WALL BED - GAS ACTUATORS (BODY 25 MM)



GENIUS WALL BED WITHOUT DESK

GENIUS WALL BED WITH DESK



GS-P-V-120  
vertical wall bed - mattress width 120  
140 | 223 | 50 cm



GS-P-V-140  
vertical wall bed - mattress width 140  
160 | 223 | 50 cm



GS-P-V-B-120  
vertical wall bed with desk  
- mattress width 120  
140 | 223 | 50 cm



GS-P-V-B-140  
vertical wall bed with desk  
- mattress width 140  
160 | 223 | 50 cm

## GENIUS WALL BEDS - EXEMPLARY ARRANGEMENTS



## COMPLEMENTARY ELEMENTS FOR THE GENIUS SYSTEM



GS-SZ-2DP  
Genius closet with two rods and a shelf  
60 | 223 | 50 cm



GS-SZ-P  
Genius closet with shelves  
60 | 223 | 50 cm



GS-SZ-S  
Genius closet with rod, drawers, table and shelf  
60 | 223 | 50 cm



GS-RP-S  
Genius bookcase with drawers, table and shelves  
60 | 223 | 50 cm



GS-RP  
Genius bookcase with shelves  
60 | 223 | 50 cm

Opening doors and sliding drawers - push and pull



GS-K-1D3S  
Genius 1D3S chest of drawers  
120 | 79 | 50 cm



GS-B  
(Genius desk)  
110 | 78 | 60 cm



GS-K-2D2S  
Genius 2D2S chest of drawers  
90 | 79 | 50 cm



GS-KN  
(Genius container)  
40 | 63 | 50 cm



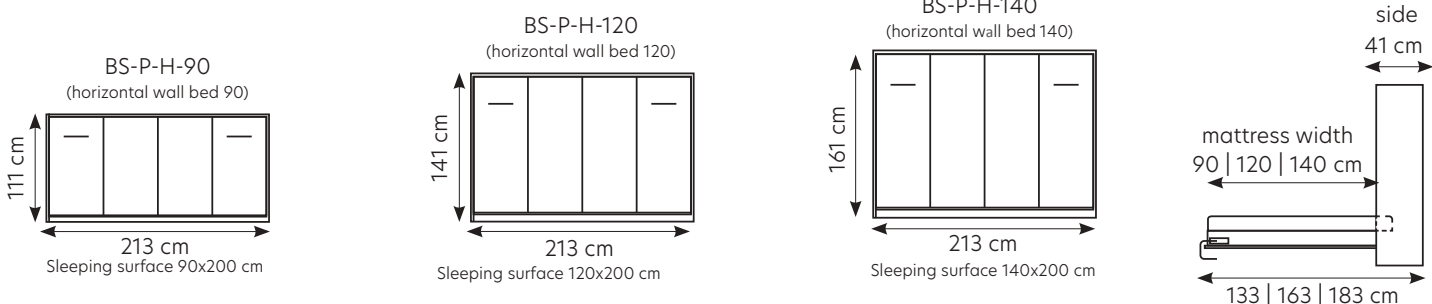
GS-K-2D  
(Genius 2D chest of drawers)  
90 | 79 | 50 cm



## BASIC HORIZONTAL WALL BED SYSTEM - SPRINGS (body 18 mm)



NOTE! For the wall bed to function properly, you can not use mattresses higher than 20 cm, their weight should not exceed 18 kg for a 90 cm mattress / 23 kg for 120 cm / 25 kg for 140 cm. A wide selection of mattresses is available at [www.newelegance.pl](http://www.newelegance.pl) and in fine furniture stores.



## HORIZONTAL BASIC WALL BEDS WITH COMPLEMENTARY ELEMENTS - EXEMPLARY ARRANGEMENTS



## COMPLEMENTARY ELEMENTS TO THE BASIC SYSTEM



**BS-SZ-S**  
(S closet with hanger, drawers, table and shelf)  
60 | 222 | 41 cm



**BS-SZ-P**  
(P closet with shelves)  
60 | 222 | 41 cm



**BS-SZ-W**  
(W closet with hanger and shelf)  
60 | 222 | 41 cm



**BS-R**  
(R bookcase with shelves, drawers and table)  
60 | 222 | 41 cm



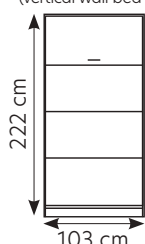
**BS-N**  
(extension N)  
213 | 61 | 41 cm

Opening doors and pulling out drawers - push and pull

## BASIC VERTICAL WALL BED SYSTEM - SPRINGS (body 18mm)

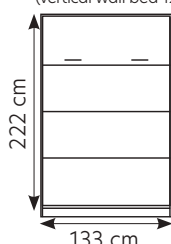


BS-P-V-90  
(vertical wall bed 90)



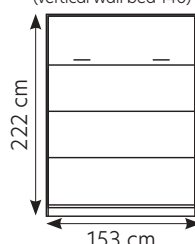
Sleeping surface 90x200 cm

BS-P-V-120  
(vertical wall bed 120)

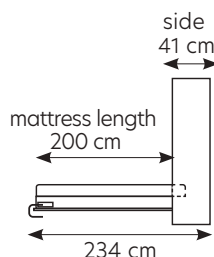


Sleeping surface 120x200 cm

BS-P-V-140  
(vertical wall bed 140)



Sleeping surface 140x200 cm



NOTE! For the wall bed to function properly, you can not use mattresses higher than 20 cm, their weight should not exceed 18 kg for a 90 cm mattress / 23 kg for 120 cm / 25 kg for 140 cm.

A wide selection of mattresses is available at [www.newelegance.pl](http://www.newelegance.pl) and in fine furniture stores.

## VERTICAL BASIC WALL BEDS WITH COMPLEMENTARY ELEMENTS - EXEMPLARY ARRANGEMENTS



## AVAILABLE DECORS OF BASIC WALL BEDS

WHITE MAT /  
WHITE GLOSS



WHITE MAT



BLACK /  
LANCELOT OAK



LIGHT SONOMA  
OAK



CONGO



Solid rack on a wooden frame  
with plywood slats.





CATALOGS OF OTHER COLLECTIONS ARE AVAILABLE AT  
WWW.NEWELEGANCE.PL AND IN FINE FURNITURE STORES



A very wide selection of upholstered beds in various styles - from classic through minimalist, Scandinavian, glamour to contemporary Italian design. Many systems that allow you to personalize the bed: Premium for the very demanding, Mini Maxi for those needing different sizes, in addition to a variety of very comfortable continental beds and lightweight beds on high legs with integrated slatted frames. A very large selection of carefully selected fabrics.

Ready-made built-in systems for bedrooms of different sizes. The Sleep Varia system includes base furniture with or without tables, closets in different sizes and with different solutions in the interior, shelves, interior and exterior shelving, masking sides, blends masking the remaining free space with different widths. For the system we propose 10 different beds in many sizes. Practical reading lamps with USB input will ensure comfortable and healthy relaxation.

Complete sets of modern furniture for atmospheric bedrooms in various styles (elements to choose from). Apart from comfortable beds of interesting design, the collection includes capacious wardrobes with practical solutions, elegant chests of drawers, mirrors, dressing tables, consoles, benches in front of the bed (some with containers) and many models of bedside tables. The possibility to choose the elements you need, as well as their sizes and decors, will ensure the arrangement of a cosy and comfortable bedroom in your favourite style.

**Sales department**  
**Poland - tel. +48 627842044**  
**e-mail: [info@newelegance.pl](mailto:info@newelegance.pl)**  
**Export - tel. +48 627831517**  
**e-mail: [export@newelegance.pl](mailto:export@newelegance.pl)**  
**fax.: +48 627841100**

This catalog does not constitute an offer in the legal sense and is published for informational purposes only. The manufacturer reserves the right to make structural changes in the developed furniture, without changing their overall character. All dimensions are given in cm with a tolerance of +/- 3 cm. The colors in the photos may differ from the actual colors. Edition SEPTEMBER 2023.

[www.newelegance.pl](http://www.newelegance.pl)